



Daraga Water District
Daraga, Albay

Comparative Balance Sheet
As of December 31, 2013 & 2012

	2013	2012
ASSETS		
Current Assets		
Cash on Hand		
Cash-In-Vault	-	-
Cash-Collecting Officers	89,131.70	120,213.13
Cash-Disbursing Officer	22,230.00	-
Petty Cash Fund	20,000.00	20,000.00
Payroll Fund	2,640.00	-
Total Cash on Hand	134,001.70	140,213.13
Cash in Bank-Local Currency		
Cash in Bank-Local Currency, Current Account	5,805,958.04	4,081,176.15
Cash in Bank-Local Currency, Savings Account	4,165,071.66	4,589,537.43
Cash in Bank-Local Currency, Time Deposits	-	-
Total Cash in Bank-Local Currency	9,971,029.70	8,670,713.58
Receivables		
Accounts Receivable	6,589,583.89	6,678,864.61
Allowance for Doubtful Accounts	145,258.97	133,149.47
Net Accounts Receivable	6,444,324.92	6,545,715.14
Notes Receivable	861,341.39	998,697.62
Allowance for Doubtful Accounts	20,841.19	20,937.33
Net Notes Receivable	840,500.20	977,760.29
Advances to Officers & Employees	43,674.33	169,626.70
Due from NGAs	5,360.90	5,360.90
Due from GOCCs	76,342.93	76,342.93
Due from LGUs	3,500.00	3,500.00
Due from Other Funds	-	-
Receivables-Disallowances/Charges	263,151.12	143,551.12
Other Receivables	131,234.64	203,723.21
Total Receivables	7,808,089.04	8,125,580.29
Inventories		
Office Supplies Inventory	121,791.54	69,814.62
Inventory in Transit	-	-
Accountable Forms Inventory	82,194.33	81,294.35
Gasoline, Oil, Lubricant & Other Fuel Inventory	-	-
Chemicals & Other Filtering Materials Inventory	354,050.07	170,164.61
Other Supplies Inventory	43,237.95	-
Spare Parts Inventory	135,937.83	96,688.14
Construction Materials Inventory	4,167,928.76	2,642,010.68
Total Inventories	4,905,140.48	3,059,972.40
Prepayments		
Prepaid Insurance	30,614.25	60,347.26
Deferred Charges	-	-
Other Prepaid Expenses	9,384.85	10,402.25
Total Prepayments	39,999.10	70,749.51
Other Current Assets		
Guaranty Deposits	590,592.46	352,896.49
Other Current Assets	-	-
Total Other Current Assets	590,592.46	352,896.49
Total Current Assets	23,448,852.48	20,420,125.40
Sinking Fund	3,780,819.97	2,790,196.64
Property, Plant & Equipment (sch-1)	57,358,345.98	58,944,091.55
Construction In Progress-Agency Assets	350,651.34	1,402,220.94
Other Assets	7,540,665.78	7,535,720.78
Items in Transit	-	-
Total Assets	92,479,335.55	91,092,355.31

Prepared by:

SYRRENE R. LLEVA
Corporate Accountant


Approved by:

ENGR. ANTONIO S. BALACANO, SR., MM. CSEE
General Manager

Daraga Water District
Daraga, Albay


Comparative Balance Sheet
As of December 31, 2013 & 2012

	2013	2012
LIABILITIES		
Current Liabilities		
Payable Accounts		
Accounts Payable	1,255,863.94	886,631.98
Due to Officers & Employees	216,310.42	63,650.44
Total	<u>1,472,174.36</u>	<u>950,282.42</u>
Inter-Agency Payables		
Due to BIR	332,049.63	562,523.50
Due to GSIS	346,062.02	288,870.76
Due to Pag-ibig	108,962.92	90,752.45
Due to Philhealth	23,018.75	21,181.25
Due to Other GOCCs	-	4,390.00
Total	<u>810,093.32</u>	<u>967,717.96</u>
Intra-Agency Payables		
Due to Other Funds	-	-
Other Liability Accounts		
Guaranty Deposits Payable	2,089,053.66	1,946,357.48
Performance/Bidders/Bail Bond Payable	8,300.00	22,407.50
Other Payables	72,114.10	82,690.43
Total	<u>2,169,467.76</u>	<u>2,051,455.41</u>
Long-Term Liabilities		
Loans Payable-Domestic (current 5,377,703.53)	49,300,937.08	54,176,119.53
Deferred Credits		
Other Deferred Credits	95,172.72	85,942.57
Total Liabilities	<u>53,847,845.24</u>	<u>58,231,517.89</u>
EQUITY		
Government Equity		
Retained Earnings	322,651.50	322,651.50
Total Liabilities & Equity	<u>92,479,335.55</u>	<u>91,092,355.31</u>

Prepared by:


SYRENE R. LLEVA
Corporate Accountant

Approved by:


ENGR. ANTONIO S. BALACANO, SR., MM. CSEE
General Manager